

# Vanash – unrivaled for post-laser treatment



Dermatologist-developed **Vanash** has already proven itself as an extremely effective moisturizer with healing properties. Now, experience and testing indicate that Vanash is **truly unrivaled for post-laser treatment.**

- ◆ **Vanash** is soothing, produces a protective barrier, and speeds recovery time.
- ◆ **Vanash** is a safe and simple product, with few ingredients.
- ◆ **Vanash** ingredients are all listed as GRAS (*Generally Regarded As Safe*) by the FDA.
- ◆ **Vanash** is preservative-free and fragrance-free.

## Vanash's price advantage

Not only is Vanash superior to other products commonly used in post-laser treatment, it is extremely economical.

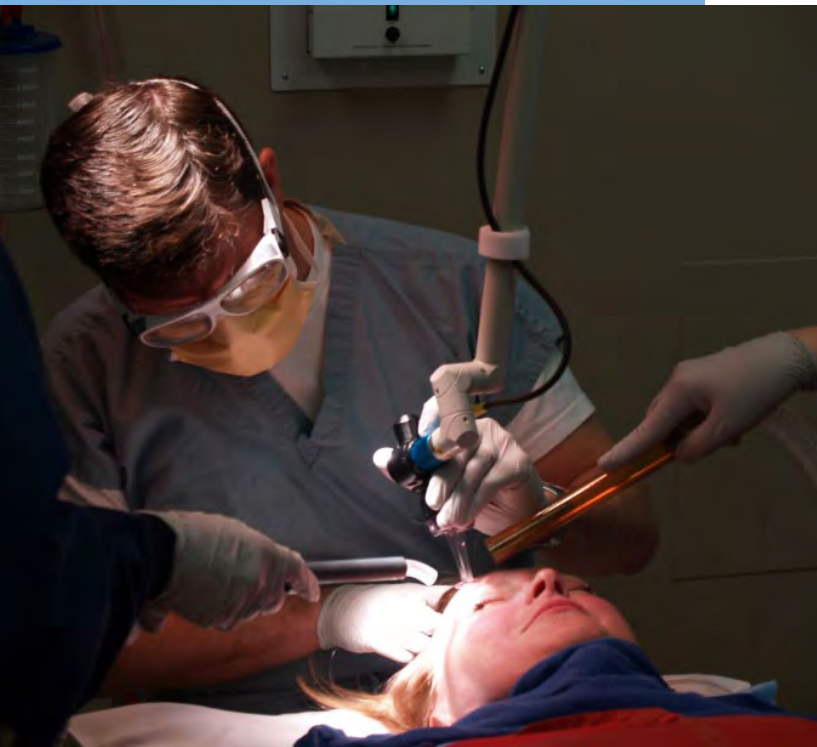
"I recently had my first rejuvenating chemical peel. Afterwards, I had a lot of burning and irritation. I thought I might end up with scars, but all I did was apply Vanash twice a day for three days. It immediately soothed the burning sensation. I feel that Vanash prevented me from having cracked and broken skin that could have caused scarring."

– *Kristen B., nurse practitioner*



"The anti-bacterial, softening, and lubricating ingredients in Vanash enhance natural healing of skin sores, abrasions, as well as healing from procedures like laser treatment. I have personally used it with great success."

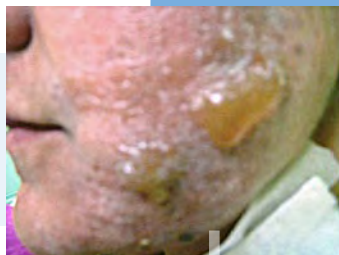
– *Steven R. Tannenbaum, Ph.D*  
*Professor of Chemistry and Toxicology, MIT*



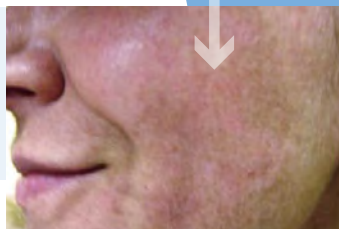
## CLINICAL OBSERVATIONS

### Post intense pulse light treatment

**Blister:**  
24 hours post IPL treatment



**Clearance:**  
Two weeks using Vanash several times a day.

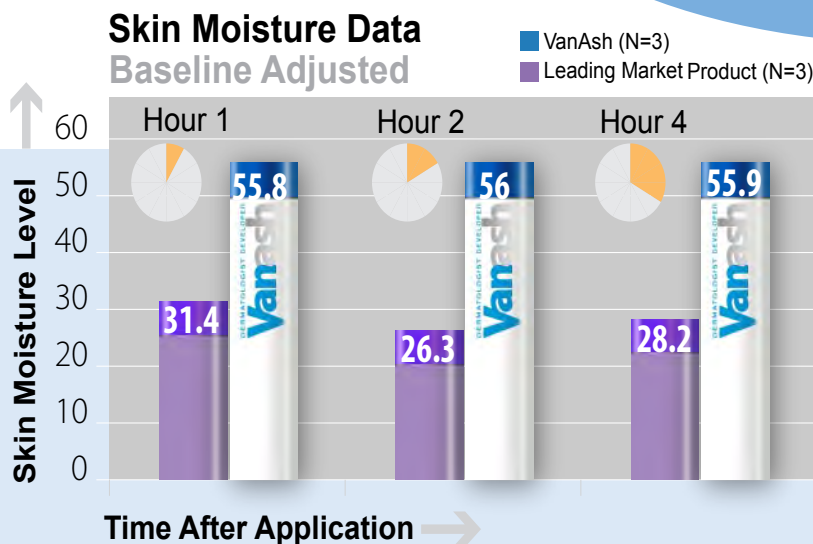


**Ulcerations:** A patient had two ulcerations from a hypertonic saline leak post-sclerotherapy. She treated one with Vanash and the other with a leading brand. The Vanash lesion healed in under a week, while the other wound remained open. Then, application of Vanash to the other wound nearly healed it within one week.

## POST-FRAXAL TREATMENT

After a Fraxel treatment I used Vanash on one side of my neck and [a leading brand] on the other side. The difference between the two was noticeable. With Vanash, my skin stayed extremely well hydrated. It was much smoother than with the [other brand]. I liked the Vanash so much that I actually started using it on my face and hands. It's a great product!

— Joellen C



With Vanash, spread just a small amount over the affected area.

It should feel silky. If it feels greasy, you've used too much.

**"Use just a tad and you'll be glad."**

I have used VanAsh for various skin solutions and it has worked for almost everything! The best use is with a sunburn—I burn quickly and turn bright red. I applied VanAsh over my shoulders, face, and feet. Not only was it soothing, but I never peeled after the first application!! I will never go out without this product again!!

— Cara J



For further information, please send email to [info@vanash.com](mailto:info@vanash.com).

**Vanash has many applications. Please tell us about new ways to use Vanash.**

[www.vanash.com](http://www.vanash.com)